

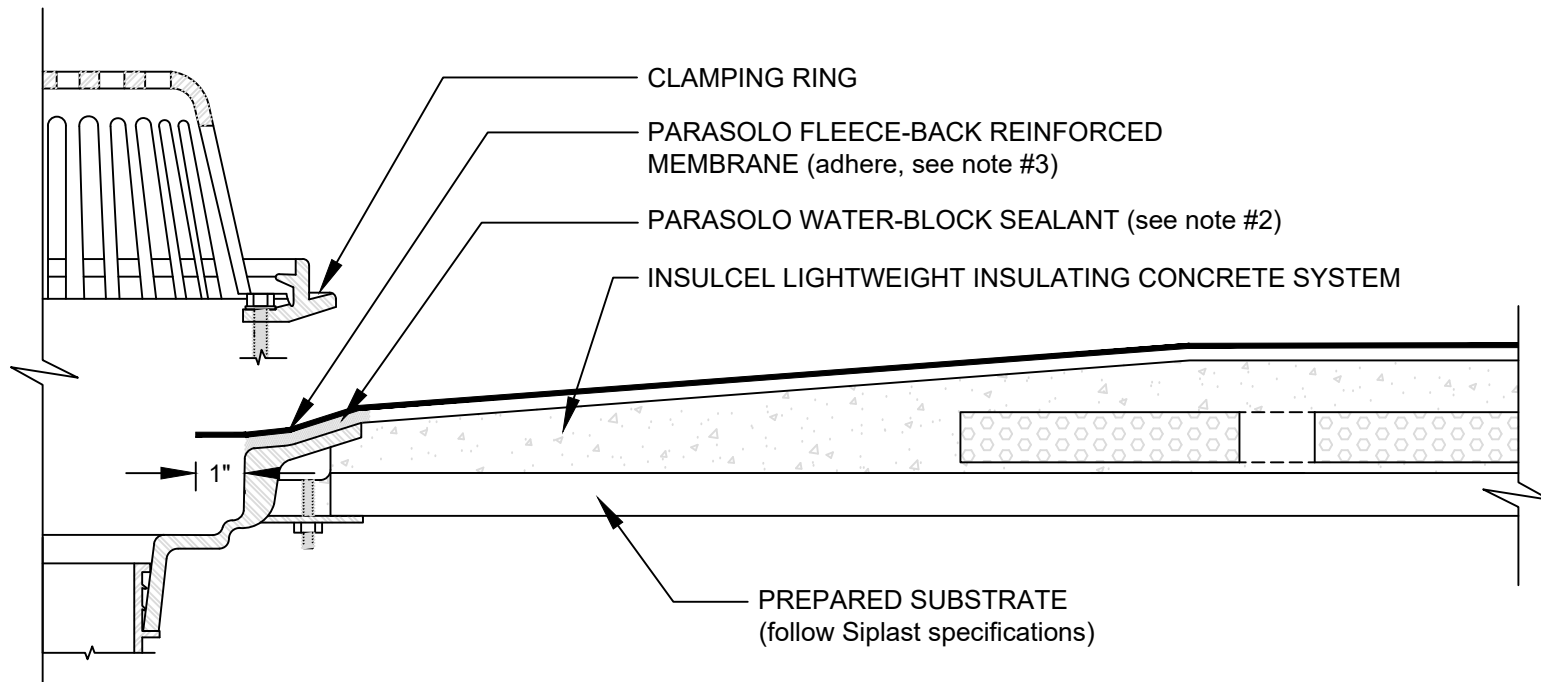


ROOF DRAIN

PARASOLO FLEECE BACK MEMBRANE - INSULCEL LIGHTWEIGHT INSULATING CONCRETE

LEGEND

	HEAT WELD
	SEALANT



NOTES:

1. ROOF DRAIN COMPONENTS AND INSTALLATION GUIDELINES ARE SUPPLIED BY THE DRAIN MANUFACTURER.
2. SET PARASOLO MEMBRANE IN PARASOLO WATER-BLOCK SEALANT. SET MEMBRANE IN FULL BED (USE FULL TUBE) OF THE SPECIFIED WATER BLOCK SEALANT OVER THE DRAIN FLANGE PRIOR TO SECUREMENT OF CLAMPING RING.
3. MEMBRANE MUST EXTEND MINIMUM 1" BEYOND THE BOLT HOLES. THE CLAMPING RING BOLTS MUST PENETRATE THE MEMBRANE.
4. REQUIREMENTS AND RECOMMENDATIONS DETAILED IN THE CURRENT SIPLAST SPECIFICATIONS SHALL APPLY IN ADDITION TO THE ABOVE DRAWING.

Scale: NTS

REF: ROOF DRAIN - PARASOLO - INSULCEL

Detail Number:
DE-SP-38-02a



14911 Quorum Drive, Suite 600 - Dallas, Texas - 75254 (800) 922-8800

www.siplast.com

Rev: 06.15.2023