


HEAT WELDED WALKWAY INSTALLATION

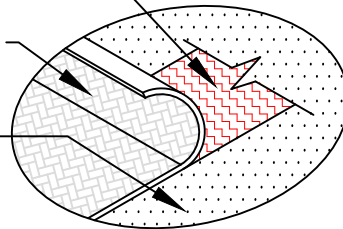
PARASOLO ROOF MEMBRANE - INSULATED

LEGEND	
	HEAT WELD

CONTINUOUS PERIMETER
HEAT-WELDED LAP
(see note #1)

PARASOLO WALKWAY PAD
CUT FROM WALKWAY ROLL

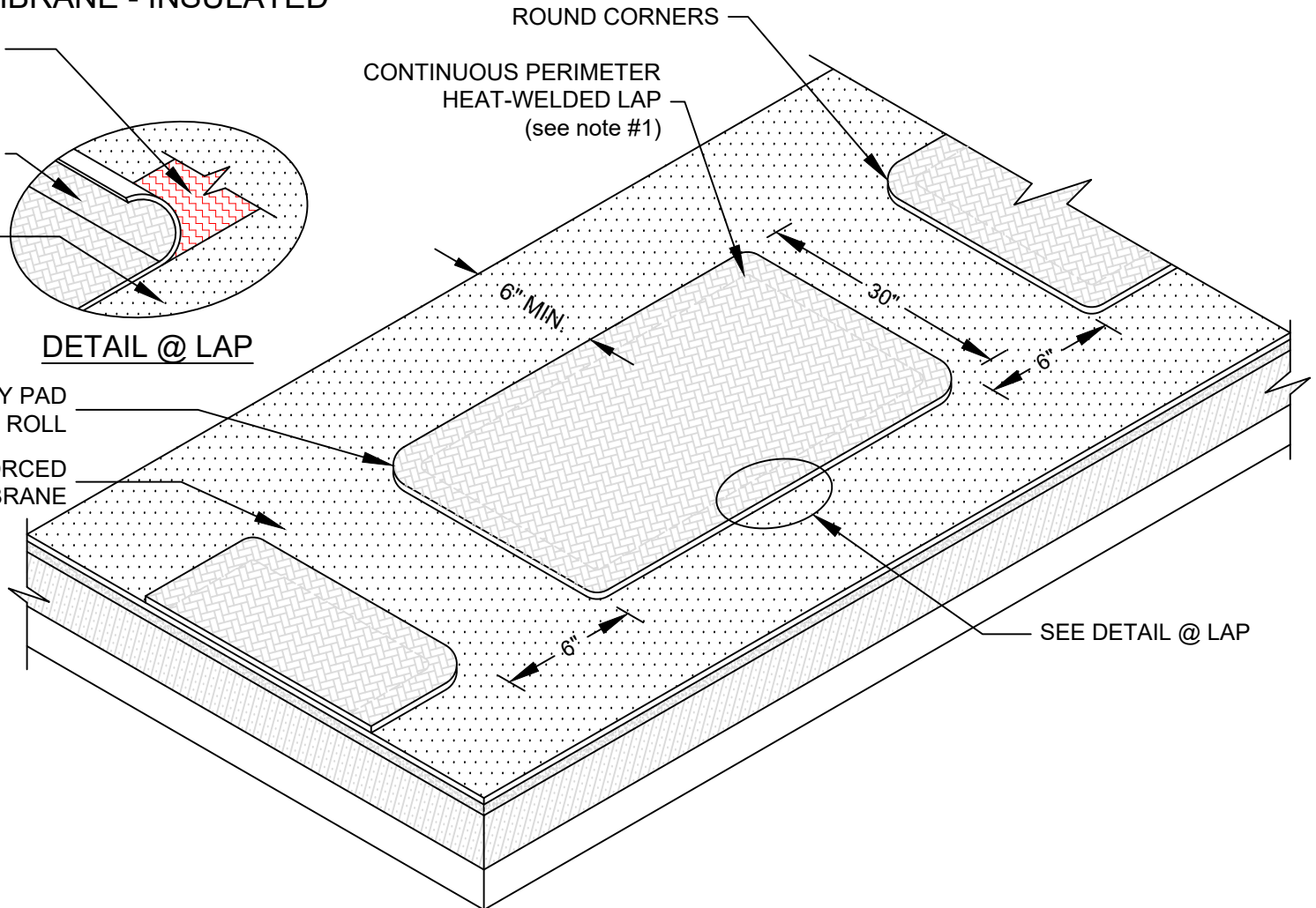
PARASOLO REINFORCED
MEMBRANE



DETAIL @ LAP

PARASOLO WALKWAY PAD
CUT FROM ROLL

PARASOLO REINFORCED
MEMBRANE



SEE DETAIL @ LAP

NOTES:

1. FOR HEAT-WELDING LAPS USE 1" MINIMUM WELD TO 1-1/2" MAXIMUM WELD.
2. DO NOT CROSS ROOF MEMBRANE SEAMS WITH WALKWAY PADS, KEEP PADS A MINIMUM OF 6" AWAY FROM SEAMS.
3. REQUIRED AT ALL ROOF ACCESS POINTS.
4. REQUIREMENTS AND RECOMMENDATIONS DETAILED IN CURRENT SIPLAST SPECIFICATIONS SHALL APPLY IN ADDITION TO THE ABOVE DRAWING.

Scale: NTS

REF: HEAT-WELDED WALKWAY - PARASOLO - INSULATED

Detail Number:
DE-SP-36-10a



14911 Quorum Drive, Suite 600 - Dallas, Texas - 75254 (800) 922-8800

www.siplast.com

Rev: 06.08.2023