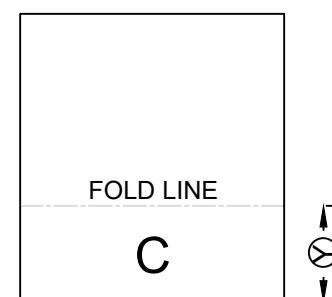
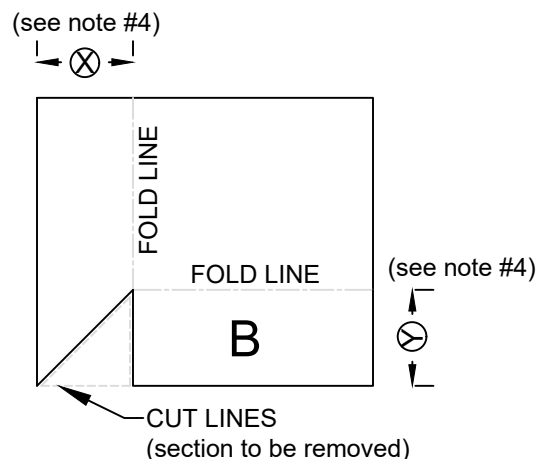
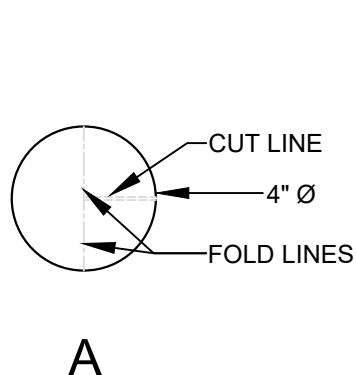
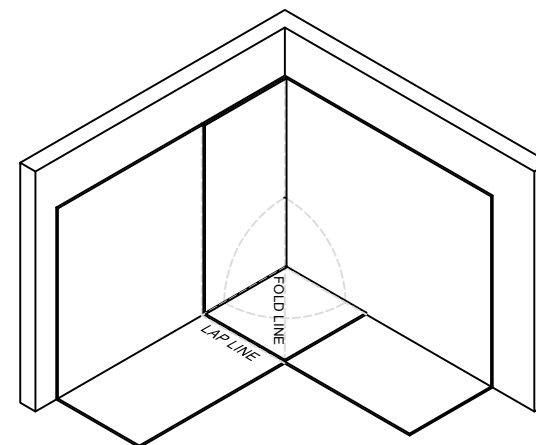
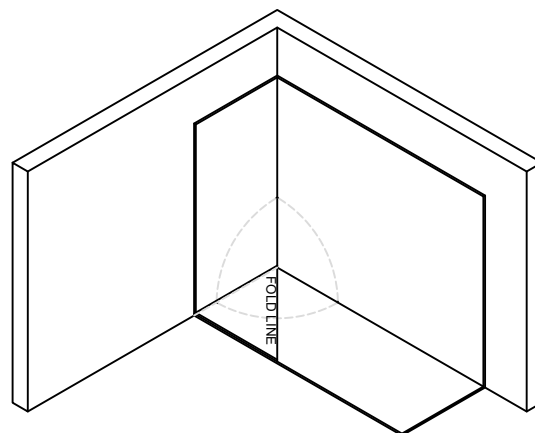
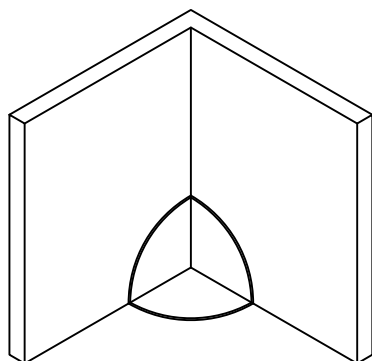


PARAPRO 123 FLASHING SYSTEM

FLEECE CUTTING RECOMMENDATIONS

INSIDE CORNER DETAIL



NOTES:

1. REFER TO SIPLAST PREPARATION GUIDELINES FOR PROPER SURFACE TREATMENT OF ALL MATERIALS PRIOR TO APPLICATION OF THE FLASHING SYSTEM.
2. REQUIREMENTS AND RECOMMENDATIONS DETAILED IN THE APPLICABLE INSTALLATION SPECIFICATIONS SHALL APPLY IN ADDITION TO THE ABOVE DRAWING.
3. REFER TO SIPLAST PARAPRO FLASHING DETAILS FOR PROPER FLEECE CONFIGURATION WITH BITUMINOUS ROOFING AT APPLICABLE PENETRATIONS AND/OR TRANSITIONS AND REQUIRED DIMENSIONS.
4. THE DIMENSION FOR ITEM⊗ SHOULD BE EQUAL TO THE DIMENSION REQUIRED FOR THE ITEM⊗ AS SHOWN ABOVE.

Scale: NTS

REF: FC INSIDE CORNER



14911 Quorum Drive, Suite 600 - Dallas, Texas - 75254 (800) 922-8800

www.siplast.com

Detail Number:
DE-LRM-20-14g

Rev: 12.09.2024