

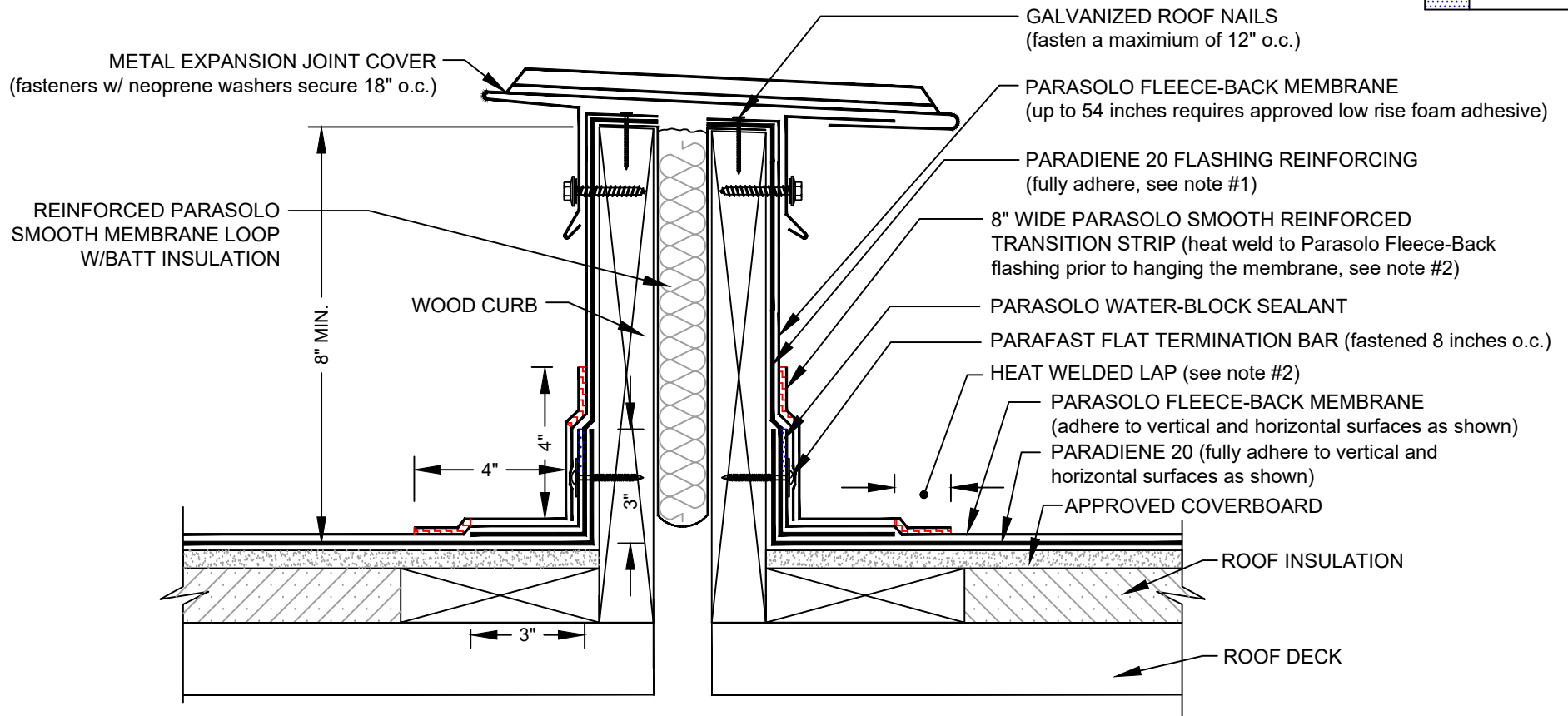


# EXPANSION JOINT (ROOF TO ROOF) WITH PARASOLO FLASHING PARASOLO HYBRID SYSTEM - INSULATED

LEGEND	
	HEAT WELD
	SEALANT



## NOTES:

1. PARADIENE 20 FLASHING REINFORCING IS REQUIRED FOR EXPOSED PARADIENE IN LONG-TERM PHASE-CONSTRUCTION OR FOR SPECIAL GUARANTEE REQUIREMENTS. THE PARADIENE 20 IS OPTIONAL IN FOR STANDARD NON-PHASE CONSTRUCTION APPLICATIONS.
2. FOR HEAT-WELDING LAPS USE 1" MINIMUM WELD TO 1-1/2" MAXIMUM WELD.
3. WHERE FLASHING REINFORCING IS INDICATED TO MAINTAIN PROPER ADHESION, TA-119 PRIMER IS REQUIRED FOR ALL PARADIENE 20 SA FLASHING REINFORCING AND STRIPPING PLY APPLICATIONS. USE PA-1125 OR PA-917 LS PRIMER FOR ALL OTHER PARADIENE 20 SERIES PRODUCTS THAT ARE NOT SELF-ADHESIVE SHEETS. CONTACT SIPLAST FOR SPECIFIC REQUIREMENTS.
4. REQUIREMENTS AND RECOMMENDATIONS DETAILED IN CURRENT SIPLAST SPECIFICATIONS SHALL APPLY IN ADDITION TO THE ABOVE DRAWING.

CAUTION: SIPLAST RECOMMENDS THAT ALL PRACTICES PERTAINING TO INDUSTRY STANDARD TORCH SAFETY REQUIREMENTS AND GUIDELINES BE FOLLOWED. THIS INCLUDES PERFORMING A FIRE WATCH FOLLOWING ANY TORCH APPLICATIONS. ALWAYS HAVE APPROVED FIRE EXTINGUISHING EQUIPMENT NEARBY WHEN USING A TORCH.

Scale: NTS

REF: EXPANSION JOINT ROOF TO ROOF - PARASOLO - P20 - INSULATED

Detail Number:  
DE-6420



14911 Quorum Drive, Suite 600 - Dallas, Texas - 75254 (800) 922-8800

[www.siplast.com](http://www.siplast.com)

Rev: 06.06.2023